

Dynalim Limiter Diaphragm Compressors



The hydraulic circuit is at the heart of the diaphragm compressor functioning.

The limiter sets the maximum discharge pressure of the compressor. To maintain the proper limiter setting and keep it reliable is important...

Howden developed for this critical component a user friendly and operational model with the Dynalim limiter model.

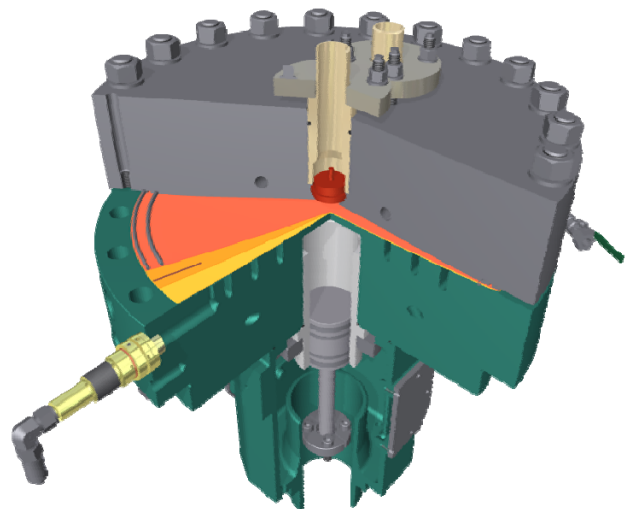
**Howden Dynalim limiter for all diaphragm compressor generations.
Strong and reliable oil pressure limiter, with simple design and ergonomic handling.**

Dynalim Limiter

This vibration resistant model is constituted of a limited number of pieces, all studied and selected for their robustness.

Dynalim limiter design prevent from over-calibration. Decommissioning of the Dynalim limiter requires a voluntary manipulation on the pressure limiter. Disabling through accidental manipulation can be considered impossible.

Dynalim limiter is designed for resisting to aggressive outside atmospheres, due to the selection of materials and the treatment of each individual part.

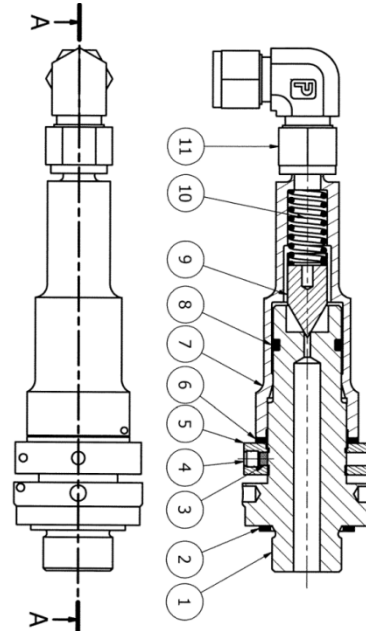


Functionality

Limiting the number of inner parts used reduce oil leak sources and, thereby, to obtain satisfactory tightness.

A single series replaces the former generations of limiters, causing them to disappear at the same time. Model identification is provided on the seat avoiding confusion between limiters for compressors with multiple compression heads.

BY-PASS function, for filling the heads, is performed by unscrewing the Dynalim body completely until reaching the stop .



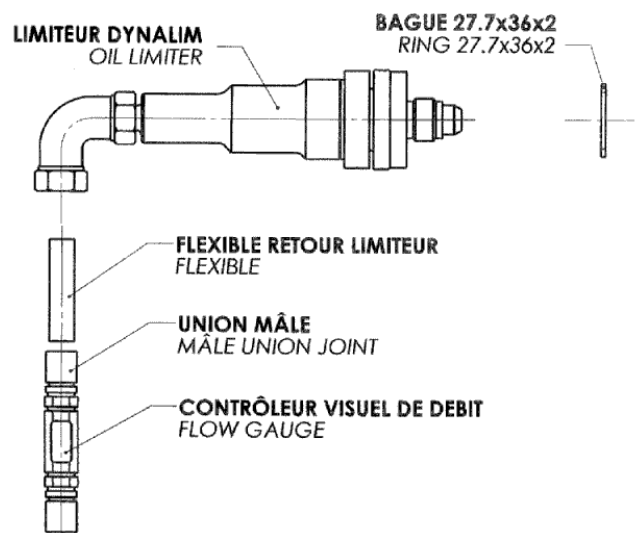
Old generation limiter replacement

Adaptation and connecting parts are delivered together with the first Dynalim limiter delivery. Parts and Dynalim limiter are delivered together with an installation guide.

Dynalim limiter model is selected by Howden design department.

Compressor manufacturing list is updated. It guarantees the correct limiter model or components to be supplied for future site needs.

Hydraulic circuit equipped of a safety limiter in addition to the main limiter can most of the time be replaced by a unique model.



Maintenance

Defective hydraulic circuit components impair the compressor efficiency and increase your energy bill. At a given degree of wear, the desired pressure can no longer be achieved.

Every 2,000 to 3,000 hours of operation, the components must be checked and replaced, if necessary.

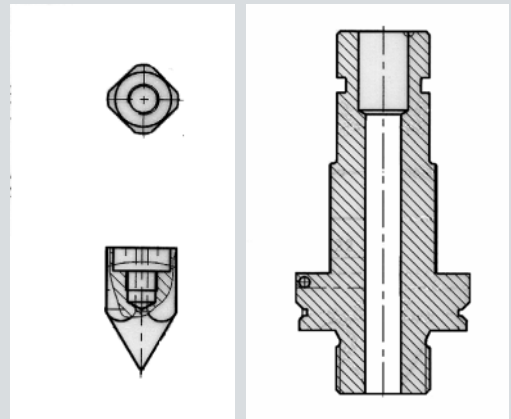
Spring

The spring setting is responsible for the release of an excessive quantity of oil affecting the efficiency of your compressors.

Needle and Seat


The needle and seat marking are the source of oil leaks affecting the efficiency of your compressor. Those two parts should be changed simultaneously .

Ask us for the specific joint kits and wear parts kits corresponding to each limiter model .



Dynalim limiters have common a design for all diaphragm compressors.

They differ for their seat, Needle and spring according the pressure range of the compression head where they will be installed .



Howden Support

You can get from Howden all components for the hydraulic circuit maintenance. Howden technical teams can advise you about their maintenance, and provide you support to identify origins of eventual bad performances of your installations

Howden propose an **oil pressure measuring system** on the hydraulic circuit, and software to record oil circuit performance values.

Contact Howden for any additional information:

Howden BC Compressors 62 à 66 Rue Roland Vachette 60180 Nogent Sur Oise, France

Tel: + 33 (0)3 44 74 41 00

Fax: + 33 (0)3 44 71 72 43

Email: hbc.spares@howden.com

Web: www.chartindustries.com/howden