

TECHNICAL DATA SHEET



Rugged, energy efficient multistage blowers and exhausters

The Power Mizer® Series 7000 employs proven Spencer technology to meet heavy-duty air and gas handling requirements at peak energy efficiency.

Spencer's multistage centrifugal blowers and exhausters have a long track record of performance. The product line can be paired with Spencer's variable frequency drives (VFD), operator interface, a variety of control system options, and blower protection devices for optimum energy efficiency. It is ideal for maximum uptime in demanding environments.

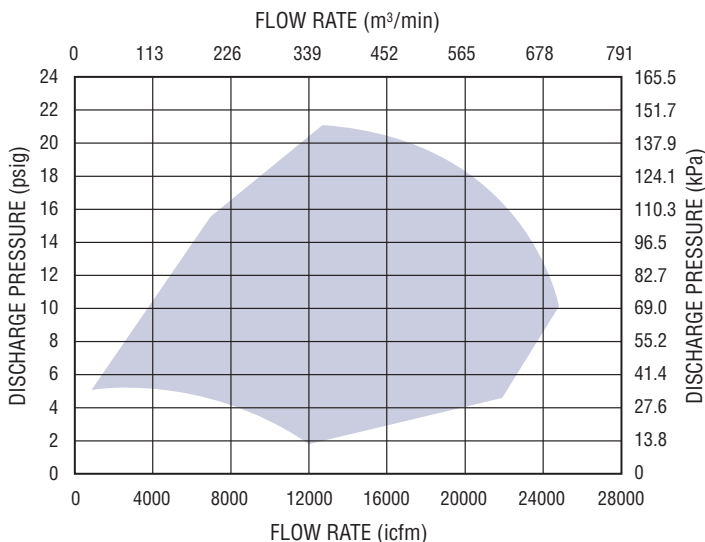
Applications include petrochemical refineries/sulfur recovery; mining/flotation; chemical/combustion air or process air; and municipal and industrial wastewater treatment/aeration.

Spencer's specially engineered aerodynamic components mean smoother, more efficient airflow from blower inlet to discharge. The Power Mizer Series 7000 is a cost-effective solution providing long-term power savings.

Performance Range

Performance at Standard Density

(Air at 68°F, Relative Humidity of 36%, Inlet Pressure 14.7 psia) 3570 rpm



Product Features

Technical Data

Number of stages: 2-5 (60 hz), 2-6 (50 hz)
Operating speed: 3570 rpm
Casing design pressure: 25 psig
Inlet connection: 24" (610mm) flange 125lb/150lb ANSI drilled and tapped
Outlet connection: 20" (508mm) flange 125lb/150lb ANSI drilled and tapped
Seals: labyrinth (carbon ring available)
Bearings: 6318/6318 ball, minimum L10 bearing life of ten years per AFBMA
Lubrication: oil
Drains: 1/2 NPT with plugs
Impeller diameter: 33" (838mm)
Impeller tip speed: 514 ft/sec (157 m/sec)
First critical speed: 4285 rpm for maximum stages
Vibration: 0.23 in/sec

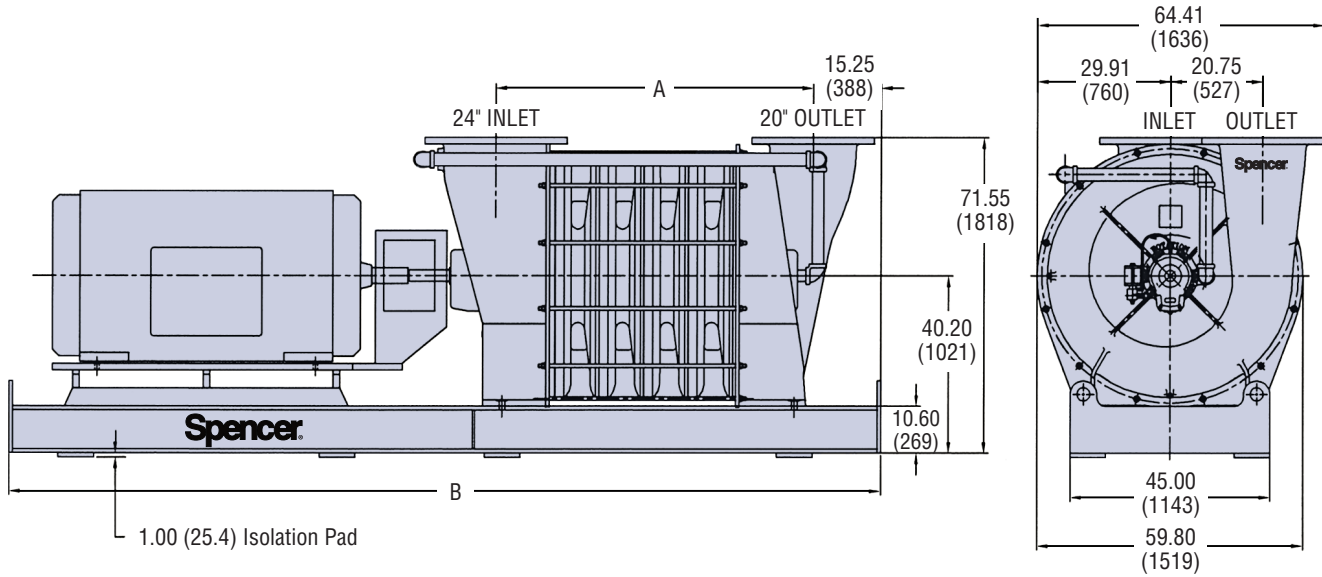
Accessories

Full line of standard and custom electrical control panels for packaged systems – UL and CUL Listed available
Dissolved oxygen control system
Flexible sleeve connectors and expansion joints
Filters and silencers
Butterfly valves and check valves

▶ Note: Specifications may vary and change without notice.

Materials of Construction

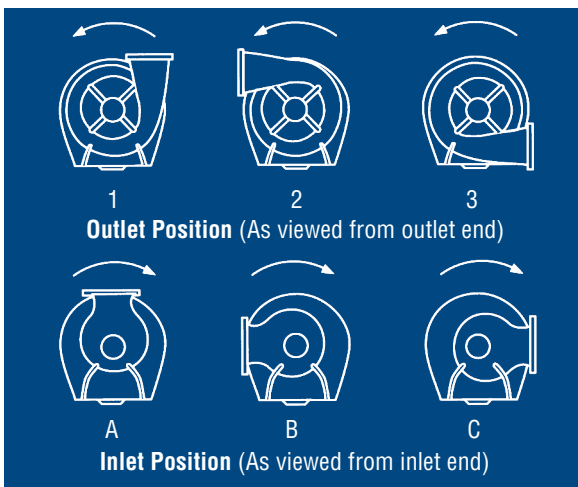
- Casing and heads: cast iron Class 30
- Tie rods: AISI 1035 carbon steel
- Interstage sealing: silicone rubber
- Shaft: AISI 1144 carbon steel
- Impellers: ASTM A356.0 cast aluminum
- Base: A36 structural steel
- Finish: epoxy primer with urethane topcoat
- Isolation pads: synthetic rubber and cork



Model No.	No. of Stages	Dimensions				Average Weight (without motor)	
		A		B*		lb	kg
		inches	mm	inches	mm		
C72	2	41.34	1050	161	4089	10150	4604
C73	3	51.34	1304	171	4343	12100	5489
C74	4	61.34	1558	181	4597	14600	6623
C75	5	71.34	1812	191	4851	17200	7804
C76**	6	81.34	2066	201	5105	20300	9207

*May vary depending on motor size
 **50 Hz only

Direction of Rotation



► Spencer may make improvements and dimensional changes to equipment designs based on market trends and requirements.

For product selection assistance, please email marketing@spencer-air.com or visit our website at www.spencerturbine.com to locate the Spencer representative in your area.

Power Mizer® is a registered trademark of The Spencer Turbine Company.

The  **Spencer** Turbine Company, 600 Day Hill Road, Windsor, CT 06095 USA

TEL 800-232-4321 ♦ 860-688-8361 ♦ FAX 860-688-0098 ♦ www.spencerturbine.com

