



# Technical Bulletin 18-2

## INSTALLING CPI MODEL P55 PUMPS IN SKF/LINCOLN MODULAR LUBE LUBRICATORS

Technical Bulletin regarding the use of CPI's P55 vacuum pumps (model numbers 6501800P55V301S, V401S, V601S) with applicable Lincoln lubricator boxes.

Interference may occur during pump installation between the pump suction tube strainer and the lubricator camshaft mounting block. The potential interference issue is limited to only the pump location adjacent to the lubricator camshaft mounting block (reference Figures 1-3). If the pump installs correctly in this location, then no further action is required. If the pump experiences interference during installation, the following options are recommended:

Option 1. Use a different pump location in the lubricator. This option requires rerouting the applicable discharge tubing line, but retains the pump suction tube strainer assembly.

Option 2. Remove the suction tube strainer assembly. Removing the strainer assembly is not an issue for applications using filtered, clean oil in the lubricator and routine maintenance practices. Grip the suction tube with pliers to prevent the tube unthreading from the pump body. Remove the strainer and unthread the strainer body from the suction tube (Figures 3-4). The suction tube is installed into the pump body with sealant to prevent vacuum leaks.

If you have any questions, please contact CPI Customer Service at: +1 281 207 4600

Thank you for your continued support.




Figure 1: Blue box indicates where Fig. 2 and Fig. 3. are located in the lubricator box.




Figure 2: Interference location between pump suction tube strainer and camshaft mounting block.




Figure 3: Clearance from the camshaft mounting block once removal of strainer assembly is complete.




Figure 4: Suction tube strainer assembly; suction tube (left), strainer body (middle), strainer screen (right)

