



X 2021

ESG REPORT

Issued April 2022

N E X U S O F C L E A N TM



Cooler By Design. ®



ONECHART™

ONE GLOBE

CHART

CONTENTS



About Chart / 4



Letter from the CEO / 9



ESG Highlights / 13



Environment / 16



People / 24



Governance / 32



Appendix / 37

Appendix A: SASB

Appendix B: TCFD

Appendix C: Forward-Looking Statements

“Chart’s vision is to be the **global leader in the design, engineering and manufacturing of cryogenic process technologies and equipment for the Nexus of Clean™** — clean power, clean water, clean food and clean industrials, regardless of molecule.”

JILLIAN EVANKO / CEO
CHART INDUSTRIES



2 0 2 1

ESG REPORT

/ PART 1

ABOUT CHART



ABOUT



LETTER



HIGHLIGHTS



ENVIRONMENT



PEOPLE



GOVERNANCE



APPENDIX



Chart Industries, Inc. (NYSE: GTLS) is a leading independent global manufacturer of highly engineered equipment servicing multiple applications in the Energy and Industrial Gas markets. Our unique product portfolio is used in every phase of the liquid gas supply chain, including upfront engineering, service and repair. At the forefront of the clean energy transition, Chart is a leading provider of technology, equipment and services related to liquefied natural gas, hydrogen, biogas and CO₂ capture, among other applications.

Chart is committed to excellence in environmental, social and governance (ESG) performance for our company as well as our customers, suppliers and partners. With more than 25 global manufacturing locations in the U.S., China, Australia, India, Europe and South America, we maintain accountability and transparency to our team members, suppliers, customers and communities. Based in Ball Ground, Georgia, USA, Chart had 4,809 total team members, including 2,438 in the U.S. and 2,371 abroad, as of Mar. 31, 2022. To learn more, visit chartindustries.com.

CHART'S BUSINESS SEGMENTS



1 / HEAT TRANSFER SYSTEMS

- Air-Cooled Heat Exchangers (ACHX)
- Brazed Aluminum Heat Exchangers (BAHX)
- Cold Boxes
- Nitrogen Rejection Units (NRU)
- Integrated Systems
- High-Efficiency Flow Fans
- Turboexpanders



2 / CRYO TANK SOLUTIONS

- Bulk & MicroBulk Storage Tanks
- ISO Containers
- Packaged Gas Systems
- Non-Specialty Mobile Equipment
- Vaporizers



3 / REPAIR, SERVICE & LEASING

- Repair & Service
- Aftermarket Parts & Maintenance
- Leasing
- Global Installations
- Full Lifecycle Service



4 / SPECIALTY MARKETS

- Nitrogen Dosing Equipment
- Vehicle Tanks & Fueling Stations
- Molecules By Rail Offering
- Hydrogen/Helium Equipment & Liquefiers
- FEMA Valves / FLOW Meters
- Aerospace
- Cannabis
- Water Treatment
- Carbon Capture
- Bulk CO₂ Carbonation

GLOBAL LOCATIONS

Europe

- Decin, Czech Republic
- Gablingen, Germany
- Goch, Germany
- Monheim, Germany
- Bagnolo, Italy
- Busto Arsizio, Italy
- Ornago, Italy
- Pombia, Italy
- Lery, France

Asia-Pacific

- Changzhou, China
- Kuala Lumpur, Malaysia
- Hyderabad, India
- Sri City, India
- Lidcombe, Australia

Americas

- Allentown, PA
- Austin, TX
- Ball Ground, GA
- New Prague, MN
- Fremont, CA
- McCarran, NV
- Houston, TX
- Brentwood, NH
- Richburg, SC
- Theodore, AL
- New Iberia, LA
- Tulsa, OK
- La Crosse, WI
- The Woodlands, TX
- Beasley, TX
- Franklin, IN
- Fayetteville, AR
- Duluth, GA
- Valencia, CA
- Orem, UT
- Bogota, Colombia

Corporate Headquarters
Ball Ground, GA

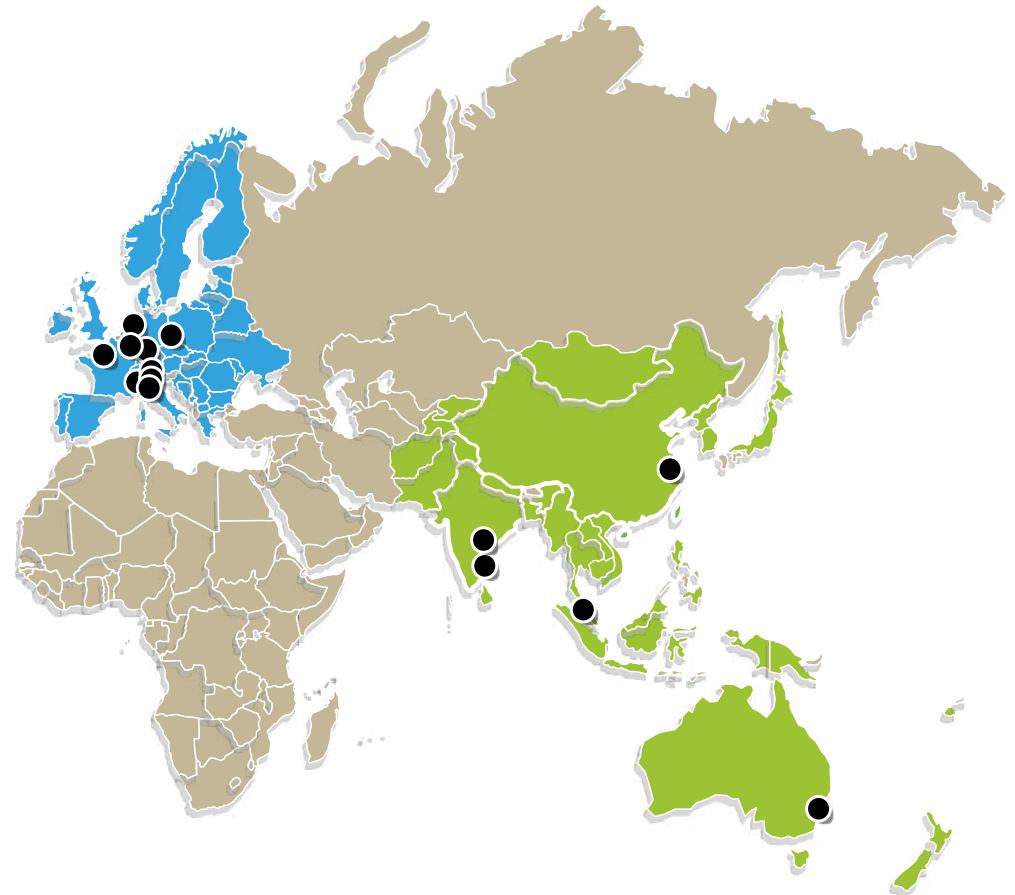


CHART INDUSTRIES 2021 ESG PERFORMANCE REPORT

Chart is committed to excellence in our ESG performance as we enable the transition to a low-carbon economy. We're strengthening and increasing transparency around our ESG performance to support our business strategy for growth and profitability and our corporate culture.

The Chart Industries 2021 ESG Performance Report summarizes our results and metrics for relevant disclosure topics in the Sustainability Accounting Standards Board's (SASB) Industrial Machinery & Goods Sustainability Accounting Standard and our contributions to the United Nations' Sustainable Development Goals (SDG). Chart uses the framework developed by the Task Force on Climate-related Financial Disclosure (TCFD) to inform and report climate-related risks and opportunities.

This report covers Chart's operated assets worldwide from Jan. 1, 2021 to Dec. 31, 2021, unless otherwise noted.

REPORT APPROVAL

Chart is committed to providing accurate information about our ESG performance. The content in this report was provided by Chart executives, managers and subject matter experts, approved by our executive leaders and CEO as well as reviewed by the Chart Board of Directors.



CHART VALUES

1

SAFETY

If a job can't be done safely, don't do it.

2

STRONG WORK ETHIC & INTEGRITY

Work ethic is an attitude of determination and dedication toward your job. Do what you say and do it responsibly.

3

CUSTOMER ORIENTATION

They're why we're here – we're dedicated to meeting the expectations and requirements of our customers.

4

HAVE FUN

Fun, challenging, rewarding, individual growth opportunities.

5

DELIVERING RESULTS: ACTIVELY SEEK PROFITABLE GROWTH

Pursue all appropriate value-increase strategies; don't apologize for value prices.

MATERIALITY ASSESSMENT

To help determine content for this report, the Chart CEO and other executive team members participated in a materiality assessment workshop facilitated by a third-party sustainability consultant. The team reviewed topics sourced from peer group materials, SASB and Global Reporting Initiative (GRI) standards and other common reporting frameworks to inform the materiality assessment. Chart leaders identified key stakeholders and material areas for reporting and mapped them on a materiality matrix.

The consultant also created a strategic reporting plan which identified SASB, plus additional indicators relevant to Chart's business, as the most pertinent custom framework to guide ESG reporting. To prepare for this report, Chart and our consultant reviewed the latest ESG ratings and input from investor engagements and added new metrics of importance to stakeholders. We continue to update and adapt our ESG disclosures in response to stakeholder input and to accurately report Chart's ESG progress as the Company expands our global presence as a leader in the clean energy transition.

Note that the concept of materiality used in the preparation of this report is not meant to correspond to the concept of materiality associated with disclosures required by the U.S. Securities and Exchange Commission (SEC).

FEEDBACK

Chart welcomes feedback from investors and stakeholders. Please contact our Investor Relations department at (770) 721-8800 with your comments and questions.



/ PART 2

LETTER FROM THE CEO



ABOUT



LETTER



HIGHLIGHTS



ENVIRONMENT



PEOPLE



GOVERNANCE



APPENDIX



MACRO TRENDS DRIVING CHART'S BUSINESS

- + Global Energy Security, Independence, Resiliency and Availability
- + Aggressive GHG and CO₂ Reduction Goals Being Established Globally in the Public and Private Sectors
- + Population and Economic Growth
- + Role of Corporate Sustainability
- + Partnerships and Collaborations Yield Key Positioning In These Markets

DEAR CHART STAKEHOLDER,

At Chart, we're proud to be at the forefront of the accelerating shift to clean energy, and we recognize that with leadership comes responsibility. Therefore, we hold ourselves accountable to the highest standards of excellence in our environmental, social and governance (ESG) activities. That means transparently measuring and reporting our performance on a variety of ESG metrics and ensuring that those priorities are ingrained in everything we do. In this *2021 ESG Performance Report*, we share the progress we continued to make last year, and how our ESG performance contributed to another successful year for our Company.

In 2021, we continued to profitably grow our business both organically and inorganically in what we call the Nexus of Clean™ – clean power, clean water, clean food and clean industrials. We made strategic acquisitions and investments in 2021 that enlarged our portfolio of solutions, including process technology and equipment that allowed us to capitalize on additional clean opportunities and help our clients achieve their own ESG goals. We also continued to proactively and organically expand our core cryogenic capabilities and offerings in areas such as LNG, hydrogen, biogas and carbon capture. I'm very excited about the new partnerships we formed in 2021, endeavors that will help to commercialize technology to capture CO₂ emissions and store it in liquid form; develop and produce a liquid hydrogen-powered, heavy duty commercial vehicle with a goal to achieve a range of up to 1,000 miles; and use advanced carbon-capture technology to reduce CO₂ emissions from cement production. These are examples of the types of investments and partnerships that will make Chart a sustainable business for years to come.



One of the keys to our success has always been tapping the great minds of our team members and harnessing that knowledge to develop cutting-edge products and technologies. We've elevated that effort with our new Founders' Innovation Team. Members are the founders and CEOs of the Nexus of Clean™ companies we've acquired in the past few years – brilliant, diverse, entrepreneurial colleagues who opted to join Chart's team even after the acquisitions were completed.

Through our portfolio and the people behind it, Chart is well positioned to play an important role in a low-carbon future. We remain committed to reducing our carbon intensity 30% compared to our 2020 baseline by 2030 and to achieving carbon-neutral operations by 2050. We have numerous operational activities underway to help us meet these goals. We have an ESG component to our short-term incentive awards program, directly tying executive compensation to ESG goals. We also formed a Global ESG Committee, with five subcommittees focused on energy management, reducing waste, electrification, renewable energy and water management. Also in 2021, we closed on a \$1 billion sustainability-linked revolving credit facility that lowers borrowing costs and staggers our overall debt maturities, while being tied directly to our greenhouse gas intensity reduction target.

When it comes to reducing our global carbon footprint and achieving our environmental targets, it starts with our greatest asset – our people.

We develop opportunities that encourage team members to make Chart a better place to work – examples include our volunteer Global Diversity and Inclusion (D&I) Committee, Emerging Leaders and new Bright Idea Tracker programs, and our annual



In 2021, we continued to profitably grow our business both organically and inorganically in the **Nexus of Clean™ – clean power, clean water, clean food and clean industrials.**

Week of Understanding to raise D&I awareness. We continued to make progress in 2021 deepening and diversifying our talent and remain committed to this as a key part of an ESG program. As we've acquired new assets in recent years, we've made it a priority to convey our safety culture to new team members and integrate our safety policies and practices at new facilities. The health and safety of our team members is our No. 1 priority.

Additionally, strong corporate governance underpins everything we do at Chart. Led by our Board of Directors, conducting business with the highest regard for ethics and integrity is foundational to operational excellence, expanding business opportunities and enhancing our position as a global leader in the markets we serve. With the appointment of three new directors in August 2021, and two retirements in 2022, I'm proud to report that four of our seven directors (57%) are female.

The need to shift to a sustainable, low-carbon economy has never been more urgent, and our commitment to our ESG goals and progress has never been greater. ESG excellence is critical to our future success, and I'm confident we have the people, solutions and plan to achieve those objectives. Thank you for taking time to learn more about the next steps in Chart's ESG journey.

Sincerely,

A handwritten signature in dark ink, appearing to read 'Jillian Evanko', written in a cursive style.

Jillian Evanko

Chief Executive Officer, Chart Industries



2 0 2 1

ESG REPORT

/ PART 3

ESG HIGHLIGHTS



ABOUT



LETTER



HIGHLIGHTS



ENVIRONMENT



PEOPLE



GOVERNANCE



APPENDIX

UNITED NATIONS SUSTAINABLE DEVELOPMENT GOALS (SDGs)

Chart Industries contributes to many of the UN SDGs, a global blueprint for a more peaceful, prosperous and sustainable future. Our 2021 achievements supporting the SDGs include:



SDG 6 CLEAN WATER AND SANITATION

- We acquired AdEdge to bolster our water treatment services and provide solutions for the removal of persistent organic compounds that are known for their resistance to environmental degradation added to our 2020 acquisition of BlueInGreen (BIG).
- ChartWater™, a new division within Specialty Products to bring additional innovative water treatment solutions to market, was formed and began a collaboration with IHE Delft Institute for Water Education to advance new biological treatment processes.



SDG 7 AFFORDABLE AND CLEAN ENERGY

- We acquired Cryo Technologies, a global leader in custom-engineered process systems for high value industrial gases, including hydrogen and helium, to create the only multi-molecule, full-solution liquefaction offering in the world.
- We acquired L.A. Turbine, a global leader in turboexpanders, including specialized expanders for hydrogen and helium.
- We invested in Cryomotive and increased investment in Hydrogen Technology & Energy Corp. (HTEC) to improve and scale hydrogen infrastructure.
- We continued the development of hydrogen infrastructure by providing innovative solutions in hydrogen storage, liquefaction and transport.
- We created a commercial partnership to develop and build a new liquid hydrogen fuel system for heavy-duty vehicles with a goal to achieve a range of up to 1,000 miles, representing a milestone in ongoing efforts to decarbonize the transportation industry.
- We continued to see demand for liquefaction increase in 2021. We booked a total of eight liquefier orders from seven customers in

2021, the most liquefiers booked in our history. They included four hydrogen/helium facilities, three small and utility-scale LNG plants and one BioLNG facility.

- We're a founding member and steering group co-lead of the India H₂ Alliance (IH₂A), a coalition committed to building out the hydrogen economy and supply chain in India.
- We founded Hydrogen Forward, a coalition focused on advancing hydrogen development in the U.S., with 11 other leading energy companies.
- We were a cornerstone investor in the FiveT Hydrogen Fund, a hydrogen-only private infrastructure fund dedicated to delivering clean hydrogen infrastructure projects at scale. FiveT subsequently announced a partnership with private investment house Ardian to form Hy24, an investment platform for clean hydrogen infrastructure of which we remain a participant.
- We built the horizontal liquified natural gas vehicle tanks for IVECO's S-Way NP 460, named The Sustainable Truck of the Year for 2021.
- We designed a first-of-a-kind offshore natural gas liquefaction system that aims to be delivered in 2022.



SDG 8 DECENT WORK AND ECONOMIC GROWTH

- We held our first Week of Understanding, a global week dedicated to celebrating diversity and encouraging dialogue to continue fostering an inclusive workspace.
- Based on a suggestion from our Diversity and Inclusion (D&I) Committee, we launched the Bright Idea Tracker, a program that encourages and recognizes team members' suggestions for improvement.
- 2021 was the third year running for our Emerging Leaders and Engineering Fellows development programs.
- We launched our See Something, Say Something safety campaign to raise employee awareness on unsafe acts, behaviors and conditions. We continued our reinforcement of each of our team member's authorization of Stop Work Authority.
- We improved the efficiency and effectiveness of our new welder training program by using augmented reality machines.
- We improved internal communications by creating a D&I intranet site to provide relevant materials and trainings and by installing TV monitors in manufacturing spaces to communicate to team

- members without access to email while on the floor.
- We held two on-site beverage equipment training sessions in Ball Ground, Georgia, for Chart and non-Chart staff to review safe and efficient equipment operation and new product developments.



SDG 12 RESPONSIBLE CONSUMPTION AND PRODUCTION

- Our liquid nitrogen dosing systems are critical for preserving food, reducing food waste and reducing the amount of plastic used in beverage bottles and other types of packaging.
- Our manufacturing facilities reduce waste sent to landfills by using recyclable and/or reusable packaging and by recycling metals, paper and plastic.
- Our offices reduce unnecessary paper waste by implementing a new printer control system.
- We reuse packaging in our transportation operations
- When our supplies of industrial gas were limited because of force majeure events, potentially causing operational disruptions, we placed one of our own tankers into service to deliver fuel so we could continue to meet customers' needs.



SDG 13 CLIMATE ACTION

- We acquired Earthly Labs, a leading provider of small-scale carbon capture, utilization and storage (CCUS) systems, making carbon capture and use more accessible with their affordable, small footprint system.
- We launched a Global ESG Committee to share best practices and promote energy management, waste reduction, electrification, renewable energy and water management at our factories.
- We installed a 400 kWp rooftop solar system at Chart Ferox in Decin, Czech Republic, which expands upon our on-site generation of renewable energy from Chart Ornago in Italy.
- We invested in Svante to further develop competitive, integrated technology and equipment for CCUS solutions.
- We created four commercial partnerships to advance CCUS technology in multiple industries including shipping and cement production.

- The U.S. Department of Energy awarded funding to our Sustainable Energy Solutions (SES) to design, build, commission and operate an engineering-scale Cryogenic Carbon Capture™ process at a cement plant in Missouri.
- We were named the Emissions Reductions Champion – Organization of the Year at Gastech 2021.





2 0 2 1

ESG REPORT

/PART 4

ENVIRONMENT



ABOUT



LETTER



HIGHLIGHTS



ENVIRONMENT



PEOPLE



GOVERNANCE



APPENDIX

In 2021, Chart set an ambitious target to reduce greenhouse gas (GHG) intensity by 30% across company-owned operations by 2030 compared to a 2020 baseline and to achieve carbon neutrality by 2050.

Chart is proud to be recognized as a leader in the clean energy transition by providing technology, equipment and services related to liquefied natural gas (LNG), hydrogen, biogas, carbon capture and water treatment to global customers, and our solutions are expanding.

During 2021, we continued to invest organically and inorganically in the Nexus of Clean™ – clean power, clean water, clean food and clean industrials. Look at our portfolio and you'll see the most comprehensive suite of clean innovative solutions for the various markets we serve. But that's only part of our story. At Chart, we're committed to environmental stewardship, sustainable business practices and doing what's right to protect the communities where we live and work. We manage the impacts of our operations on the environment and expect the utmost attention to safety and sustainability from every team member.

We're uniquely positioned to help our customers reach their Environmental, Social and Governance goals. In 2021, we saw broad-based demand for our product categories in the diverse geographies where we operate, reflected in the addition of 402 new customers. We think of our equipment as molecule and technology agnostic, so we can find a solution for a variety of customers' needs. When we engage with many of our major customers, we consistently receive positive feedback for our role in helping them achieve their own ESG reporting needs and requirements.




FULL SOLUTION PLATFORMS ACROSS THE NEXUS OF CLEAN™



CLEAN POWER
Hydrogen, Helium,
LNG, Biogas



CLEAN WATER
Water and Wastewater
Treatment, Desalination



**CLEAN FOOD, BEVERAGES
& AGRICULTURE**
Small-Scale Carbon Capture,
Clean Beverages



CLEAN INDUSTRIALS
Post-Combustion Carbon
Capture, Hydrogen, Helium

INCREASING OUR VALUE THROUGH ACQUISITIONS, INVESTMENTS AND PARTNERSHIPS

In 2021, we continued to make strategic acquisitions to capitalize on clean energy opportunities and enhance our Nexus of Clean™ capabilities. We always strive to evolve and improve our organic portfolio of core products and processes, as well as looking for ways to boost our portfolio through acquisitions and investments that align with our goal of advancing the transition to low-carbon and clean technologies.

In February 2021, we acquired Cryogenic Gas Technologies, a global leader in custom engineered process systems to separate, purify, refrigerate, liquefy and distribute high value industrial gases such as hydrogen, helium, argon and hydrocarbons with cold box design capabilities for hydrogen and helium use. The distribution systems Cryo Technologies supplies are located within the helium and hydrogen liquefaction facilities and include trailer loading systems, which facilitates the first step in product distribution.

In July 2021, Chart bought L.A. Turbine, a global leader in turboexpander design, engineering, manufacturing, assembly and testing for new and aftermarket equipment, with significant engineering expertise.

In August 2021, we acquired AdEdge, a water treatment company that specializes in the design, development, fabrication and supply of water treatment solutions and other technologies that remove contaminants from water. AdEdge joined BlueInGreen, which we acquired in November 2020, to form ChartWater, our platform that offers proven water treatment solutions.

In December 2021, we completed the acquisition of Earthly Labs, a leading provider of small-scale carbon capture systems for use in municipal, agriculture and food & beverage applications. Earthly Labs' proprietary approach includes hardware, software and services to address half of all existing carbon dioxide emissions from industrial sources while converting molecules to value.

2021 ACQUISITIONS, INVESTMENTS AND PARTNERS



In addition to acquisitions, Chart made several strategic investments in 2021 – partnerships established to further strengthen and amplify the impact of our low-carbon offerings. Here's a sampling:

- In February, we announced a partnership with Svante. Svante offers companies in emissions-intensive industries a commercially viable way to capture large-scale CO₂ emissions from existing infrastructure, either for safe storage or to be recycled for further industrial use in a closed loop.
- In April, we became a cornerstone investor in the FiveT Hydrogen Fund, a new, clean hydrogen-only private infrastructure fund dedicated to delivering clean hydrogen infrastructure projects at scale.
- In October, FiveT announced a partnership with Ardian, a private investment house, to form Hy24, which will become the largest investment platform focused on clean hydrogen infrastructure, designed to invest in projects critical to global decarbonization. Hy24 is targeting €1.5bn for its first fund. We remain a participant.
- In May, we completed a minority investment in Cryomotive and an in-kind contribution to develop Cryomotive's cryogenic storage and refueling technology. Cryomotive is a leading green-tech mobility startup in Germany that develops a disruptive clean hydrogen storage and refueling technology platform focused on compressed cold hydrogen and cryogenic high-pressure storage.
- In September, we completed an expanded investment in HTEC, the Hydrogen Technology & Energy Corp. The investment expanded our ownership stake to 25% of HTEC's capital stock. The investment, along with other funding, provides HTEC with the capital to fund new green hydrogen production projects and to expand its hydrogen fueling station portfolio serving both the light-duty and heavy-duty markets.

Throughout 2021, Chart also announced commercial partnerships with:

- TECO 2030 to jointly develop technological solutions that will capture CO₂ emitted by ships and subsequently store it in liquid form.
- Hyzon Motors to develop and produce a liquid hydrogen-powered, heavy-duty commercial vehicle with a goal to achieve a range of up to 1,000 miles.
- FLSmidth to implement advanced carbon-capture technology to reduce CO₂ emissions from cement production.
- Ballard Power Systems, with whom we successfully tested a fuel cell powered by liquid hydrogen. For the test, a Ballard FCmove™-HD fuel cell was paired with a Chart liquid onboard hydrogen (HLH₂) vehicle fuel system.

- Howden for advanced hydrogen solutions, incorporating Howden gas compression systems into Chart hydrogen offerings.
- ABB Inc. to develop standard modular controls, automation, power supply and telecoms solutions for LNG, hydrogen, biogas, water treatment and CO₂ capture projects.

FOSTERING AN INNOVATION MINDSET

One of the things we pride ourselves on is creating a culture of innovation and watching that mindset manifest itself into new products and technologies.

+ Following our Nexus of Clean™ acquisitions in the past few years, we're privileged to have the founders and CEOs of the companies remain a part of the Chart family. We call it the Founders' Innovation Team, and it allows us to harness the vast intellectual and entrepreneurial spirit of these individuals.

+ In July 2021, Chart was recognized for our Sustainable Energy Solutions' (SES) Cryogenic Carbon Capture™ (CCC) technology in a study in the academic journal *Applied Energy*. It was co-authored by researchers at the MIT Joint Program on the Science & Policy of Global Change, MIT Energy Initiative and ExxonMobil.

+ Chart contributes to the development and administration of technically and economically sound environmental and safety standards and compliance procedures. We do this by interacting with professional and trade groups, legislative bodies, regulatory agencies and citizens' organizations.

ADVANCING THE LOW-CARBON ENERGY TRANSITION

Operating responsibly and embracing a sustainable, low-carbon future has never been more important. Chart is well positioned to play an important role in that transformation by innovating solutions that accelerate the delivery and storage of cleaner fuels, mitigate greenhouse gas emissions, improve efficiency and reduce waste. Our highly engineered cryogenic equipment helps our customers to reach their own energy and resource efficiency and carbon-reduction targets.

In particular, demand for equipment and technologies related to hydrogen and LNG is likely to continue to benefit from the global migration to a smaller carbon footprint. For the first time in our history, at the start of 2022, we saw demand for potential big LNG projects, as well as the commercial pipeline for small-scale LNG and LNG infrastructure all on the rise at the same time. We're also of the mindset that hydrogen will play an ever-increasing role in the energy transition, given its zero emission characteristics and naturally abundant supply.

In addition, as part of our goal to promote responsible production, Chart products and engineered systems are designed to deliver value to our customers through longevity, quality and efficiency. Chart offers a range of aftermarket services to keep equipment operating at peak performance. Repair, service and leasing represented 13% of total sales in 2021 and increased 18% versus 2020. The growth was attributed in part to expanded leasing capabilities, new long-term repair and service agreements, and a new repair facility in Richburg, South Carolina.

We're committed to meeting or exceeding customer expectations as well as regulatory, industry, safety and environmental standards. The preferred best practice throughout our portfolio is ISO 14001:2015 for environmental management systems, and we continually work to integrate newly acquired facilities to this standard.

Chart communicates the importance of responsible environmental management to team members by requiring ISO quality and environmental management training and by incentivizing suggestions for continuous improvement.

Chart integrates environmental considerations into business planning and ties executive bonus compensation to meeting environmental targets. In 2021, we introduced an ESG component to our short-term incentive awards program, directly tying executive compensation to ESG goals and included this component again in our 2022 compensation.

We also formed a Global ESG Committee, with five subcommittees focused on energy management, reducing waste, electrification, renewable energy and water management. Each committee shares best practices and discusses projects to improve our environmental performance. For example, on waste reduction, the goal is to improve recycling, reuse and waste management procedures globally. Already, operating with an ESG mindset, many Chart facilities use office automation (OA) to reduce paper consumption while others segregate and recycle metals used in the manufacturing process when possible.

CONTINUING OUR ESG JOURNEY WHILE STRENGTHENING THE BALANCE SHEET

In the third quarter of 2021, we closed on a \$1 billion sustainability-linked revolving credit facility that lowers the cost of borrowing, staggers our overall debt maturities and increases capacity while furthering ESG leadership. The sustainability linked offering is tied directly to our GHG intensity reduction target. The idea behind such financial instruments is to incentivize borrowers to achieve meaningful, predetermined sustainability objectives.

ESG OVERSIGHT, ACCOUNTABILITY AND CONTINUOUS IMPROVEMENT

Chart sets forth our environmental principles and commitments in our Environmental and Sustainability Policy and [QHSE Policy](#). The Chart Board, as a whole and through its committees, is responsible for the oversight of material risk management, including climate risk. The Audit Committee has general risk oversight responsibility, and the Nominations and Corporate Governance Committee oversees the company's strategy on corporate social responsibility and sustainability and develops related policies and procedures.

We've launched multiple initiatives to improve energy efficiency and reduce energy consumption at our manufacturing facilities, including LED lighting retrofits, programmable thermostats and upgraded machinery.

Beyond our own facilities, we look for ways to be good environmental stewards. For example, to help remove carbon in the atmosphere and restore local forests, our team in the Czech Republic is participating in an effort to plant thousands of trees in the Bohemian Switzerland National Park.

ENVIRONMENTAL PERFORMANCE IMPROVES IN 2021

We made progress towards our 2030 goal of reducing our GHG intensity by 30% from our 2020 baseline and our 2050 goal of achieving net-zero scope 1 and 2 emissions. Our GHG intensity decreased 14% percent compared to our 2020 baseline and benefited from the combination of lower scope 2 GHG emissions and strong sales of \$1,317.7 million. The reduction in scope 2 emissions was related to equipment upgrades and better compressed air and energy management.

PERFORMANCE METRICS

| | 2019 | 2020 | 2021 |
|---|---------|---------|---------|
| Scope 1 GHG CO₂e metric tons | 18,991 | 19,525 | 20,841 |
| Scope 2 GHG CO₂e metric tons | 35,630 | 32,476 | 29,342 |
| Total Energy Consumed gigajoules | 521,912 | 481,402 | 499,173 |
| % Grid Electricity | 48.8% | 48.2% | 45.5% |
| % Electricity from Renewables | 0.3% | 1.1% | 1.2% |
| GHG Intensity | 44.9 | 44.2 | 38.1 |

NOTES:

- We define GHG intensity as scope 1 and 2 GHG emissions in MT of CO₂e divided by annual sales in millions USD.
- 2021 results include a full year of GHG emissions from the companies we acquired in 2021 regardless of when the transaction closed.
- In line with our efforts to ensure that our data is as complete and accurate as possible, we corrected previous calculations of scope 1 emissions and the percentage of electricity from renewables. The 2020 values were restated in the above table. The restatement resulted in an additional 2,145 MT of CO₂e for scope 1 emissions and an additional 0.75% of electricity from renewables. The increase in scope 1 emissions is reflected in the total energy consumed, percentage of grid electricity and GHG intensity. Restatement is considered if changes result in a difference of more than 5% as compared to previously reported numbers.

IN 2021, WE RECEIVED THE FOLLOWING ESG-ORIENTED RECOGNITION:

- + Gastech 2021 Emissions Reduction Champion – Organization of the Year Award Winner
- + Gastech 2021 Organization Championing Diversity & Inclusion, Finalist
- + Gastech 2021 Engineering Partnership of the Year, Finalist
- + World LNG Award for Energy Transition 2021, Finalist
- + S&P Global Platts Energy Awards Excellence in LNG, Finalist
- + S&P Global Platts Energy Awards Corporate Social Responsibility (Diversified) Award, Finalist



CHART CONTRIBUTES TO THE GLOBAL CONVERSATION ABOUT ENERGY TRANSITION AND CLEAN WATER.

**HYDROGEN
FORWARD**

**Hydrogen
Council**

IGU
INTERNATIONAL GAS UNION
UNION INTERNATIONALE DU GAZ

**Hydrogen
Europe**

H₂@Scale
U.S. Department of Energy

LNG Allies
THE USLNG ASSOCIATION

**European Clean
Hydrogen Alliance**

FCHEA
Fuel Cell & Hydrogen
Energy Association

ICOMA

**International
Ozone
Association**

**Water Environment
Federation**
the water quality people

SEA | LNG

**American
Water Works
Association**

**CALIFORNIA HYDROGEN
BUSINESS COUNCIL**

**California
FUEL CELL
PARTNERSHIP**
DRIVING FOR THE FUTURE

**AUSTRALIAN
HYDROGEN
COUNCIL**

**US-INDIA
STRATEGIC PARTNERSHIP FORUM**

MarHySafe

IH2A
INDIA HYDROGEN ALLIANCE

**CARBON CAPTURE
COALITION**



2021

ESG REPORT

/ PART 5

PEOPLE



ABOUT



LETTER



HIGHLIGHTS



ENVIRONMENT



PEOPLE



GOVERNANCE



APPENDIX

To achieve our mission to be an employer of choice, Chart offers a safe, ethical, challenging and rewarding place to work with high opportunity for individual growth.

Chart's belief that financial performance and our commitment to the environment, to our colleagues and communities and to the highest ethical standards are not only linked, they're critical to our sustainability as we help advance the transition to cleaner energy.

It starts with our most important asset – our people.

Chart seeks to hire talented, engaged and curious team members who thrive on everyday challenges and always look for ways to innovate and learn. These days, it takes more than comprehensive benefits and competitive wages and salaries to attract top candidates. It's incumbent upon us to provide a safe work environment, learning and growth opportunities and an atmosphere that encourages trust and open, honest communications.

We continue to develop and enhance opportunities that encourage our team members to make Chart a better place to work, with initiatives like our volunteer Global Diversity and Inclusion (D&I) Committee, Welding Council, our rotational engineers, Emerging Leaders, Engineering Fellows and Key Experts and new Bright Idea Tracker programs. These collaborations strengthen our culture and bolster our environmental, social and governance (ESG) performance. To emphasize the importance of improving that performance, we introduced an ESG component to our short-term incentive awards in 2021, directly tying executive compensation with ESG goals.

We also feel it's important to be a good corporate neighbor and contribute to the communities where our team members live and work. In 2021, Chart and its local business units and team members made more than \$150,000 in financial donations and team members volunteered time to help food banks, civic organizations and other causes.

SAFETY IS ALWAYS NO. 1

At Chart, safety is a core value ingrained in our culture; it's the top priority in everything we do. We strive to operate safely and maintain secure and healthy workplaces by meeting or exceeding the expectations of our [QHSE Policy](#). Our goal every day is to have zero accidents, and we provide training, risk assessments and safety leadership to prevent injuries and illnesses.

As we've acquired strategic assets in recent years, we've made it a priority to convey our safety culture to new team members and integrate our QHSE

policies and practices at new facilities. Those sites receive mentoring and assistance from Chart safety managers to bring them to full compliance, which is monitored during corporate Health, Safety and Environmental (HSE) evaluations.

To ensure compliance with applicable laws, regulations and Chart policies, we conduct corporate HSE evaluations at each Chart location at least every two years. Sites implement a corrective action plan for items identified during an evaluation.

Establishing a culture of working safely and responsibly starts at the top, and at Chart that begins with our CEO, who communicates regularly with team members about our safety philosophy and performance. Our Global Safety Council – started by our CEO – meets monthly to discuss near misses, accidents, injuries, investigations, corrective actions and lessons learned. Safety leaders in the U.S. and abroad had regular calls to discuss safety policies, procedures and continuous improvement programs even with the disruption of the COVID-19 pandemic impacting the Council's meeting cadence. The Company supported the Council with the addition of new members in the first quarter of 2022, continuing to develop projects that are impactful to Chart's safety. Council members continue to present metrics and other safety information at executive staff and Board of Directors meetings. Chart sites also report safety metrics monthly to segment and functional leadership.

In 2022, with direction from the Global Safety Council, the Company is making more safety training videos available online to team members and strengthening near-miss reporting through a reporting app that's easily accessible on tablets and smartphones. The app was developed by a team member in Europe and is being rolled out Company-wide in 2022 following testing.

OUR GOAL EACH DAY – ZERO ACCIDENTS

At Chart, to prevent accidents and injuries, we look out for each other, continuously seeking ways to improve our processes and procedures and constantly emphasizing our safety culture. It's who we are.

Chart's U.S. facilities comply with OSHA (U.S. Occupational Safety and Health Administration) and Company requirements, and our international facilities comply with laws and regulations in countries where they're located. We hold our contractors

IF IT CAN'T BE
DONE SAFELY,

DON'T
DO IT.

0.58



SAFETY FIRST
ZERO ACCIDENT

AT THE END OF MARCH 2022, WE HAD OUR LOW-
EST 12-MONTH ROLLING TRIR IN CHART'S HISTORY.

accountable for following our safety policies when working at a Chart site and completing and returning an HSE assessment confirming they have a safety policy, training and other required safety program elements.

Chart sites implement our Occupational Health and Safety Program requirements for training, reporting, accident investigation, auditing, implementation and compliance. The policy requires each site to create a safety committee and a safety-suggestion program.

Hourly team members at our facilities are recognized and rewarded for submitting safety and hazard identification cards that contribute to our continuous improvement program. Site-level bonuses are given for meeting local objectives such as reaching safety milestones and completing monthly audits. At every site, we strongly encourage employee involvement, an important factor for any successful safety program.

Chart team members have Stop Work Authority and are encouraged and expected to stop work if they're concerned that a job or procedure is unsafe or dangerous. We believe most accidents and injuries are preventable and that no job is so important that we can't do it safely and responsibly. When recordable injuries occur, they're reported within 24 hours to Chart executives, including the CEO. To prevent future incidents, we thoroughly investigate incidents and near misses, put corrective actions in place, track results and share lessons learned in a standard format and communication approach.

Each manufacturing site has an internal auditing program to ensure that safety-related items are maintained and hazards are identified. Those internal HSE audits are conducted monthly. Sites implement a corrective action plan for items identified during an audit.

To measure safety performance, our primary indicators are the Total Recordable Incident Rate (TRIR) and Days Away, Restricted or Transferred Rate (DART). As always, we believe the keys to improved safety are engaged front-line supervisors, employee ownership of safety and our efforts to reduce the risks of procedures that can lead to injuries.

MEETING INTERNATIONAL SAFETY STANDARDS

Many of our safety programs and practices reflect requirements of the ISO 45001 Occupational Health and Safety standard for management systems. Chart voluntarily certifies certain manufacturing and fabrication facilities to this internationally recognized standard to increase safety and reduce workplace risks. Many of our Specialty Products; Repair, Service and Leasing; Cryo Tank Solutions; and Heat Transfer Systems sites are ISO 45001 certified, and we assist sites that increase their work scope or are newly acquired in becoming certified.

SAFETY PERFORMANCE METRICS

| | 2019 | 2020 | 2021 | March 2022 |
|---|------|------|------|------------|
| Total Recordable Incident Rate (TRIR) | 1.15 | 0.72 | 0.80 | 0.58 |
| Days Away, Restricted or Transferred Rate (DART) | 0.82 | 0.48 | 0.47 | 0.32 |

GLOBAL D&I EFFORTS CONTINUE TO GAIN TRACTION

Chart respects and values the culture, identity and experience of every individual, and our global D&I efforts are making Chart a better place to work. They embolden our team members to create better solutions, innovate and improve customer service.

INCREASING DIVERSITY

At Chart, we're committed to providing an inclusive workplace where everyone is treated with dignity and respect because we believe it strengthens our success and sustainability.

Chart's Human Resources staff partners with a variety of educational, business and trade organizations to attract more diverse candidates at all levels of the company. For example, Chart continues to build relationships with historically Black colleges and universities (HBCUs) such as Prairie View A&M University in Texas and Florida A&M University (FAMU). At Prairie View, Chart sponsors capstone projects for engineering students to help them bridge the gap between classroom and industry. At FAMU, Chart offers micro-internships to engineering students to introduce them to the Company and provide challenging, real-world work assignments. Our university relations program continues to support Chart's diversity hiring. More than half of our 23 interns in 2021 were diverse. Four of these interns entered our full-time rotational engineering program and two others will return as interns. Every participant in our 2022 class of rotational engineers are diverse.

In 2021, our actions resulted in hiring more women in manufacturing and engineering positions – two job functions with less than the average gender diversity at Chart. Additionally, Chart has taken steps to significantly mitigate disparities identified in gender-pay studies through market-based salaries and other compensation strategies.

BUILDING CAPABILITIES FOR THE FUTURE

Attracting, developing and retaining a talented, diverse workforce is critical for us to deliver high-quality products and services for global markets. We must continue to develop creative programs that build critical skills and competencies if we're going to achieve our business goals and objectives.

Chart's Vice President and Chief Human Resources Officer, who reports to the CEO, directs our programs for recruiting, hiring, training, developing, promoting and retaining team members. The CEO and Chief Human Resources Officer regularly update the Board on succession planning and other human resources issues. Our Board also hears multiple times a year from new and emerging high-potential talent, members of our Global D&I Committee and other key team members.



We made progress in 2021 deepening and diversifying our talent at all levels. Our Engineering Fellows & Key Experts Program continues to foster a global network of our top engineering talent. Fellows and Key Experts mentor and develop early-career engineers in our rotational engineering program. The rotational program, which consists of a diverse group of high-potential talent, allows engineers to work across different product lines and better understand Chart's full suite of products and services.

In its third year in 2022, our Emerging Leaders program continues to be a success, giving strong performers the opportunity to work on high-visibility projects and learn on the job. Team members in this accelerated development program – typically numbering 10 to 12 participants per year – report to Chart executives monthly and to the Board quarterly, opening up communication with leadership and improving participants' skills. It has led to promotions and accelerated career paths for participants – adding another facet to the Company's succession planning.

Valuing the Differences of Every Employee

Our Global D&I Committee of more than 50 team member volunteers from five countries continued to gather momentum in 2021, with more programs and activities planned for 2022. The committee and six subcommittees have executive sponsors to guide their efforts.

One subcommittee charged with increasing team-member involvement rolled out a program in mid-2021 called Bright Idea Tracker. The goal is to allow team members at Chart facilities around the globe to submit ideas for innovating various aspects of their own businesses or by providing general feedback on how to make Chart a better place to work. The ideas are reviewed by senior members of the Operations and Human Resources staffs, and team members are rewarded for successful input. The program began last year in a test phase at the Beasley, Texas, facility; the Company is rolling it out at Chart facilities globally in 2022.

I AM WHO I AM

Troy
Dickerson



I am Troy Dickerson. We all have a desire to belong to a group that is greater than just ourselves. One way many of us do that is through our race or cultural background. Growing up as a multiracial kid (my father being black and my mother being white) I did not have a strong sense of belonging to one race. Fortunately, I have never viewed that as a bad thing and even saw it as an advantage as I felt comfortable in many different settings. However, I did still have the desire to belong, and sports was a huge influence in my life when it comes to fulfilling that desire. Accounting and finance are usually not paired with athletics, but before my professional days, athletics was the biggest part of my life. As both a high school and collegiate athlete sports teams gave me that sense of belonging to something more than just myself. Today you can still find me on a sports field as I coach my four kids in various youth sports. I also have a sense of belonging and pride in the Chart family. I want to do my part to make Chart a great place to work and a company our customers can depend on. I am Troy Dickerson.

Chart celebrated our first Week of Understanding in 2021 to raise awareness about D&I and plans to make it an annual event. Daily emails, podcasts, team member spotlights (including I AM WHO I AM) and virtual activities engage Chart team members and encourage us to get to know each other better.

We also offer a variety of training to complement our D&I efforts. Leaders participate in programs about Unconscious Bias, Diversity in Recruiting and Hiring, Understanding Behavior-Based Interviewing, Effective Interviewing, and Recruiting and Hiring. Unconscious Bias training will be available to salaried and office team members starting in 2022. Appropriate team members also can take classes in Italian, German, U.S., Indian, Chinese and Czech culture.

To gauge team member engagement in D&I and other activities, the company also has begun conducting weekly “pulse” surveys – a handful of short questions that can be completed on mobile devices. Surveys are pushed out via text message and questions are answered using survey-response scales. The surveys were rolled out in New Iberia, Louisiana, and Beasley, Texas, and will go global in 2022.

Chart also supports team members who want to pursue higher education or certifications by partially reimbursing the cost of tuition and books for team members who maintain certain grade levels. We will continue to develop and empower our people to better satisfy our customers.

EXPANDING COMMUNITY ENGAGEMENT OPPORTUNITIES

Chart employees across the globe take time to listen to stakeholders where we live and work and focus on the needs of those communities, devoting time to supporting children and families, ending hunger and improving health.

Our involvement in 2021 included:

- In Decin, Czech Republic, we regularly volunteered time at local schools and charities and collaborated with The Usti Community Foundation on quality-of-life initiatives.
- Our team members in Ornago, Italy, helped raise money to support medical care for children with cancer from Italy and abroad.
- In La Crosse, Wisconsin, we were recognized by the Gunderson Medical Foundation for our continued support and sponsorship for Steppin’ Out in Pink

I AM WHO I AM

Michelle
Jiang









My name is Michelle Jiang. I was recently an Executive Program Leader in Chart China. I am a wife, daughter and mother. I was born in Changzhou, China. I have a seven-year-old daughter. My second job is to accompany daughter with her homework. I held a bachelor’s degree in English from Nanjing University of Technology. I joined in Chart in August of 2007. I served as Project Management Manager in our D&S East, China business and also led many successful kaizen and manufacturing projects in the Chart Changzhou facility. With the suggestion from headquarters and support of China management, CCEC established Emerging Leader Program department in 2020. Since I joined Chart, I have learned all kinds of knowledge from work and got help from my colleagues. Chart witnessed my major life experience, including marriage, childbirth, etc.

2021. The event supports breast cancer research and local patient-support programs. Chart has sponsored the annual event since 2014.

- In Canton, Georgia, team members supported a variety of activities, including collecting coats with local sheriff's deputies for foster kids at The Children's Haven, donating backpacks and other supplies to area schools and contributing scrap metal for welding classes at Chattahoochee Technical College. We're proud to have been recognized as one of the most generous companies in Georgia in goBeyondProfit's 2022 "In Good Company" report.
- To help feed our neighbors, we packaged food at the Tulsa (Oklahoma) Community Food Bank and, in many of our operating areas, held food drives in December for families who needed a lift during the holidays.
- Throughout March 2021, we held a Dress for Success® Your Hour, Her Power® campaign, and our team members and partners helped to make Chart the highest corporate fundraiser in the campaign.



WE ARE ENHANCING CHART'S D&I CULTURE IN SIX AREAS RECOMMENDED BY THE GLOBAL D&I COMMITTEE

-  Community Involvement
-  Talent/Hiring/Development
-  Internal & External Communication
-  Education & Training
-  Broad Team Involvement
-  Team Member Engagement

Acting on a D&I Committee suggestion, in 2021 Chart started **matching employee donations up to \$250 per employee per year** to charitable organizations. We also offer every team member worldwide **one paid day off each year to support community initiatives**, including D&I.



2021

ESG REPORT

/ PART 6

GOVERNANCE



ABOUT



LETTER



HIGHLIGHTS



ENVIRONMENT



PEOPLE



GOVERNANCE



APPENDIX

At Chart, we conduct our business to the highest ethical standards while operating as a profitable enterprise.

At Chart, we believe it's our obligation to conduct business with the highest level of ethics and integrity and to do so with transparent communication for stakeholders. Strong governance, led by our Board of Directors, is foundational to operational excellence. It's necessary to expand our business opportunities and to continue to position Chart as a global leader in the clean energy transition.

What's more, good governance is a factor we look for in businesses we acquire. We look for organizations that complement our portfolio and fit our long-standing culture of doing business the right way.

HIGHEST LEVEL OF OVERSIGHT

The Chart Board is elected by the shareholders to ensure the management team serves the interests of the Company and shareholders. Our directors have oversight of material risk management, business strategy, financial performance and related processes. Chart directors must comply with our [Code of Ethical Business Conduct](#).

Independent directors are vital to ensure that shareholders' interests are the Company's top priority. [Corporate Governance Guidelines](#) require that Chart directors meet the applicable listing standards, laws, rules and regulations. As of March 2022, with the appointment of three new directors in August 2021, and two retirements in 2022, six of Chart's non-management directors, including the Board chair, meet the requirements for independence. Director and CEO Jill Evanko, is a Chart employee and therefore is not considered independent. Based on the Board's composition following Chart's 2022 Annual Meeting, four of our seven directors (57%) are female. Additionally, the Board chairperson is female and diverse, and the chair of the Board's Nominations and Corporate Governance Committee is female.

The Chart Board has three standing committees: [Audit](#), [Compensation](#) and [Nominations and Corporate Governance](#).

Audit Committee

The Board oversees and reviews material risks and risk management processes and has designated responsibility for general risk oversight to the Audit Committee. The Chart management team manages our day-to-day business risks and updates the Audit Committee quarterly on our financial, legal, regulatory, strategic and reputational risks. In addition, Chart's senior leaders regularly attend Board meetings to answer risk-related questions.

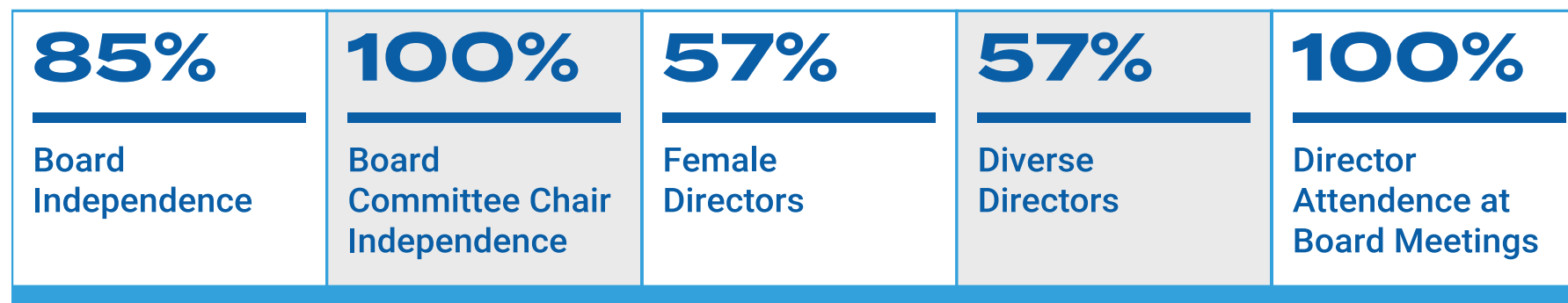
Nominations and Corporate Governance Committee

This Board committee, along with oversight from the Board, oversees our corporate social responsibility and sustainability strategy and related policies and procedures. The Nominations and Corporate Governance Committee seeks potential director candidates who represent a wide range of skills and diversity in the broadest sense.

The Chart Board is empowered to determine the leadership structure that best serves the Company's interests. At this time, the Board believes the roles of Board chairman and CEO should be split to allow the CEO to focus on managing the Company and on communicating Chart's strategy to our stakeholders.

Compensation Committee

The Board's Compensation Committee reviews and approves compensation for our CEO and other executive officers. Chart is dedicated to aligning executive pay to Company performance, primarily driven by financial results, strategic accomplishments and growth in shareholder value. The Board believes ESG performance has a positive impact on Chart and considers ESG progress when determining annual discretionary bonus awards for our executives. For more information on executive compensation and our Board, please see our [Proxy Statement for our 2022 Annual Meeting of Stockholders](#).



Based on Chart's 2022 Annual Meeting

INTEGRITY IS THE CORNERSTONE OF OUR BUSINESS

One of our priorities is to maintain a culture that values every employee, our customers and our shareholders. The Vice President and General Counsel has executive responsibility for our business ethics program and the Code of Ethical Business Conduct. With oversight from the Board's Audit Committee, we review the Code annually and update it as needed.

The Code supports Chart's values and explains the standards our directors, officers and team members must uphold while representing the Company. New team members acknowledge that they've received and understand the Code during onboarding. Team members must take annual training on anti-corruption

compliance, conflicts of interest, insider trading and other subjects covered by the Code. They must score 100% on the mandatory test of their knowledge and understanding of the principles set forth in the Code. We confirm completion of the annual training by team members with annual training report audits and training logs.

Chart is committed to complying with the U.S. Foreign Corrupt Practices Act (FCPA) and other applicable anti-corruption laws. Chart has established anti-bribery policies and procedures to comply with the FCPA, which are based on U.S. Department of Justice guidance and include screening and monitoring of certain third parties, such as independent sales representatives, with whom Chart does business.

We expect team members to conduct business according to our Code standards, related policies, laws, rules and regulations in the countries where we operate. Designated ethics representatives are available to answer team members' questions or provide guidance on compliance. Team members have a duty to report violations to a supervisor, manager, ethics representative or the confidential, anonymous Chart Ethics Hotline, which is administered by a third party. Chart investigates alleged incidents and communicates the resolution to the person who reported it. We prohibit retaliation and threats of retaliation against anyone who makes a good faith report of a possible violation or misconduct, and we protect team members with our [Whistleblower Policy](#).

REDUCING SUPPLY CHAIN RISKS

Chart also undertakes measures to protect the integrity of our supply chain. Our supplier selection process, contract terms and conditions, risk management program and audits help us reduce supply chain risks. The Chart [Supplier Code of Conduct](#) conveys our expectations that suppliers maintain ethical business practices, as well as comply with the Chart Code or adopt similar principles.

INTEGRITY

Do what you say and do it responsibly. Honesty, trust, fairness, responsibility and the free exchange of ideas form the foundation of integrity.

We work annually with our global supply chain partners (including through engaging third-party platforms, iPoint and Risk Methods) and request information about their supply chain to comply with our reporting obligation under the U.S. Securities and Exchange Commission's rule on conflict minerals – tin, tantalum, tungsten and gold. In addition, in 2022, to continue our efforts to improve supply chain transparency and reporting of conflict minerals in our supply chain, Chart joined the Responsible Minerals Initiative (RMI), which serves as a resource for companies that seek to ensure responsible minerals sourcing in their supply chain.

We're also committed to ensuring that our supply chain reflects our respect for human rights and the right of individuals to be free from involuntary servitude and human trafficking. We identify related information in our [California Transparency in Supply Chains Act](#) and [U.K. Modern Slavery Act](#) disclosure statements.

INVESTING IN IT SECURITY

Chart is committed to providing business-driven information technology (IT) solutions according to three pillars: security, infrastructure and applications. The mission is to align these three IT pillars to our business strategy and goals. Safety is one of Chart's core values, and we align cybersecurity to that value by making cyber safety a prominent component of employee training. We consistently maintain a high security rating above the industry average from a major third-party security rating firm.

The CEO and other Chart executives are members of our cybersecurity steering committee that meets monthly to review our IT roadmap, projects, incidents, pending decisions and related world events that could impact Chart. The CIO/CISO, Vice President of Information Technology updates our Board regularly on our cybersecurity program. Chart's cybersecurity program is well aligned with the Cybersecurity Maturity Model Certification (CMMC), formerly known as the National Institute of Standards and Technologies (NIST) cybersecurity framework. Additionally, we comply with International Automotive Task Force requirements for cybersecurity. We have adopted policies and practices for prevention, monitoring, vulnerability management and incident response to comply with applicable laws and regulations wherever Chart operates. Furthermore, we strive to reach standards in data privacy across the globe, including the EU's General Data Protection Regulation (GDPR), California Privacy Rights Act (CPRA), and China Personal Information Protection Law (PIPL).

With the movement to promote a remote workforce and flexibility around work-life balance, Chart has invested in technologies to provide secure connections and maximize bandwidth. Chart team members are expected to comply with all relevant policies and report suspected or actual cybersecurity activity. In addition, our Code of Ethical Business Conduct and Acceptable Use Standard require responsible use of IT assets, including all end-point devices, computer and electronic resources and confidential Company and personal information.

Chart will continue to promote our culture of cybersecurity as a key aspect of our overall governance.





2021

ESG REPORT

/ PART 7

APPENDIX



ABOUT



LETTER



HIGHLIGHTS



ENVIRONMENT



PEOPLE



GOVERNANCE



APPENDIX

APPENDIX A: SUSTAINABILITY ACCOUNTING STANDARDS BOARD (SASB) INDEX

This table contains and refers to information related to the Sustainability Accounting Standards Board (SASB) Industrial Machinery & Goods Sustainability Accounting Standard

| TOPIC | ACCOUNTING METRIC | CODE | UNIT OF MEASURE | 2019 | 2020 | 2021 | MORE INFORMATION |
|---------------------------------------|---|--------------|------------------------------------|--|---|---|---|
| Energy Management | (1) Total energy consumed (2) percentage grid electricity (3) percentage renewable | RT-IG-130a.1 | Gigajoules (GJ), Percentage (%) | (1) 521,912 GJ (2) 48.8% (3) 0.3% | (1) 481,402 GJ (2) 48.2% (3) 1.1% | (1) 499,173 GJ (2) 45.5% (3) 1.2% | N/A |
| Employee Health & Safety | (1) Total recordable incident rate (TRIR) (2) fatality rate (3) near miss frequency rate (NMFR) | RT-IG-320a.1 | Rate | (1) 1.15 (2) 0 (3) N/A | (1) 0.72 (2) 0 (3) N/A | (1) 0.80 (2) 0 (3) N/A | NMFR is tracked at site level only and is not tracked company wide. |
| Fuel Economy & Emissions in Use-phase | Sales-weighted fleet fuel efficiency for medium- and heavy-duty vehicles | RT-IG-410a.1 | Gallons per 1000 ton-miles | N/A | | | Not applicable. Chart does not manufacture medium- and heavy-duty vehicles or non-road equipment. |
| | Sales-weighted fuel efficiency for non-road equipment | RT-IG-410a.2 | Gallons per hour | N/A | | | |
| | Sales-weighted fuel efficiency for stationary generators | RT-IG-410a.3 | Watts per gallon | N/A | | | |
| | Sales-weighted emissions of: (1) nitrogen oxides (Nox) and (2) particulate matter (PM) for: (a) marine diesel engines, (b) locomotive diesel engines, © on-road medium- and heavy-duty engines, and (d) other non-road diesel engines | RT-IG-410a.4 | Grams per kilo-watt hour | N/A | | | |
| Materials Sourcing | Description of the management of risks associated with the use of critical materials | RT-IG-440a.1 | N/A | See our Conflict Minerals Policy . | | | N/A |
| Remanufacturing Design & Services | Revenue from remanufactured products and remanufacturing services | RT-IG-440b.1 | Reporting Currency | \$168.9 million USD | \$158.3 million USD | \$171.3 million USD | Includes revenue from repair, service and leasing |
| Number of Employees | | RT-IG-000.B | Number | 5,743 | 4,318 | 4,809 | 2021 employee data is as of Mar. 31, 2022 |

APPENDIX B: TASKFORCE ON CLIMATE-RELATED FINANCIAL DISCLOSURE (TCFD) INDEX

Chart considered recommendations of the Task Force on Climate-related Financial Disclosures (TCFD) in the development of this report.

| GOVERNANCE | | |
|--|--|--|
| Disclosure Focus Area | Recommended Disclosure | Reference |
| Disclose the organization's governance around climate-related risks and opportunities | Describe the board's oversight of climate-related risks and opportunities. | ESG Oversight, Accountability & Continuous Improvement, Highest Level of Oversight, pgs. 21, 33-34 |
| | Describe management's role in assessing and managing climate-related risks and opportunities. | Future Disclosure |
| STRATEGY | | |
| Disclosure Focus Area | Recommended Disclosure | Reference |
| Disclose the actual and potential impacts of climate related risks and opportunities on the organization's businesses, strategy and financial planning | Describe the climate-related risks and opportunities the organization has identified over the short, medium, and long term. | Environment, pgs. 17-21. Annual Report. |
| | Describe the impact of climate-related risks and opportunities on the organization's businesses, strategy, and financial planning. | Environment, pgs. 17-21. Annual Report. |
| | Describe the resilience of the organization's strategy, taking into consideration different climate-related scenarios, including a 2° or lower scenario. | Future Disclosure |
| RISK MANAGEMENT | | |
| Disclosure Focus Area | Recommended Disclosure | Reference |
| Disclose how the organization identifies, assesses and manages climate-related risks. | Describe the organization's processes for identifying and assessing climate-related risks. | Future Disclosure |
| | Describe the organization's processes for managing climate-related risks. | Future Disclosure |
| | Describe how processes for identifying, assessing and managing climate-related risks and integrated into the organization's overall risk management. | Future Disclosure |
| METRICS AND TARGETS | | |
| Disclosure Focus Area | Recommended Disclosure | Reference |
| Disclose the metrics and targets used to assess and manage relevant climate related risks and opportunities. | Disclose the metrics used by the organization to assess climate-related risks and opportunities in line with its strategy and risk management process. | Environment, pgs. 17-21 |
| | Disclose Scope 1, Scope 2, and, if appropriate, Scope 3 greenhouse gas emissions and the related risks. | Performance Metrics, pg. 21 |
| | Describe the targets used by the organization to manage climate-related risks and opportunities and performance against targets. | Environment, pgs. 17-21 |

APPENDIX C: FORWARD-LOOKING STATEMENTS

Certain statements made in this report are forward-looking statements within the meaning of the Private Securities Litigation Reform Act of 1995. Forward-looking statements include statements concerning the Company's business plans, including statements regarding pending and completed divestitures, acquisitions, investments, cost synergies and efficiency savings, objectives, future orders, revenues, margins, earnings or performance, liquidity and cash flow, capital expenditures, business trends, scope of market product offerings including clean energy market opportunities, governmental initiatives, including executive orders and other information that is not historical in nature. Forward-looking statements may be identified by terminology such as "may," "will," "should," "could," "expects," "anticipates," "believes," "projects," "forecasts," "indicators," "outlook," "guidance," "continue," "target," or the negative of such terms or comparable terminology.

Forward-looking statements contained in this report or in other statements made by the Company are made based on management's expectations and beliefs concerning future events impacting the Company and are subject to uncertainties and factors relating to the Company's operations and business environment, all of which are difficult to predict and many of which are beyond the Company's control, that could cause the Company's actual results to differ materially from those matters expressed or implied by forward-looking statements. Factors that could cause the Company's actual results to differ materially from those described in the forward-looking statements include: the Company's ability to successfully integrate recent acquisitions and achieve the anticipated revenue, earnings, accretion and other benefits from these acquisitions; slower than anticipated growth and market acceptance of new clean energy product offerings; inability to achieve expected pricing increases or continued supply chain challenges including volatility in raw materials and supply; risks relating to the recent outbreak and continued uncertainty associated with the coronavirus (COVID-19 and its variant(s)) and the other factors discussed in Item 1A (Risk Factors) in the Company's most recent Annual Report on Form 10-K filed with the SEC and Quarterly Reports on Form 10-Q, which should be reviewed carefully. The Company undertakes no obligation to update or revise any forward-looking statement.





Chart Industries
ESG

© 2022 Chart Industries, Inc.



Cooler By Design.®