



The original horizontal coil, multiple vertical fan cooler: the ideal solution in high-horsepower, engine-drive applications.

Model F

Model F Specifications

- Fan diameters from 48" to 144".
- Typical compression HP: 250-4,500.

Model F Advantages


- Engine, compressor, and multiple-stage gas cooling all in a single cooler, reducing shipping and installation costs.
- Forced-draft design moves cool air through the unit – resulting in lower fan horsepower requirements and higher efficiency.
- Rating procedures provide nozzle arrangements that facilitate installation and reduce piping costs.
- Vertical discharge cooler features an individual plenum chamber for each fan, ensuring reliable operation.
- Rotating components are located in the cool air stream of the cooler promoting longer life, ease of visual inspection and safer maintenance.



132-3F with optional bug screens / lint screens and ground-level manually operated main louvers



Optional hailguard



132-3F with manually operated louvers and bug / lint screens



132-2F with optional external walkway



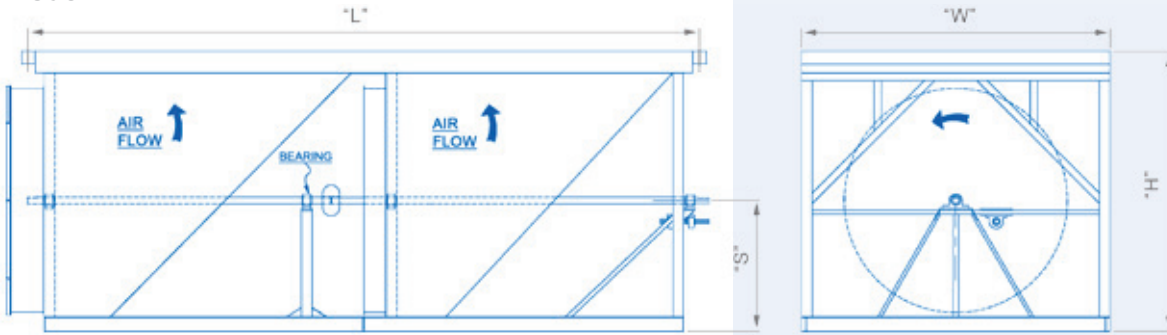
A Chart Industries Company

Insight onsite.™

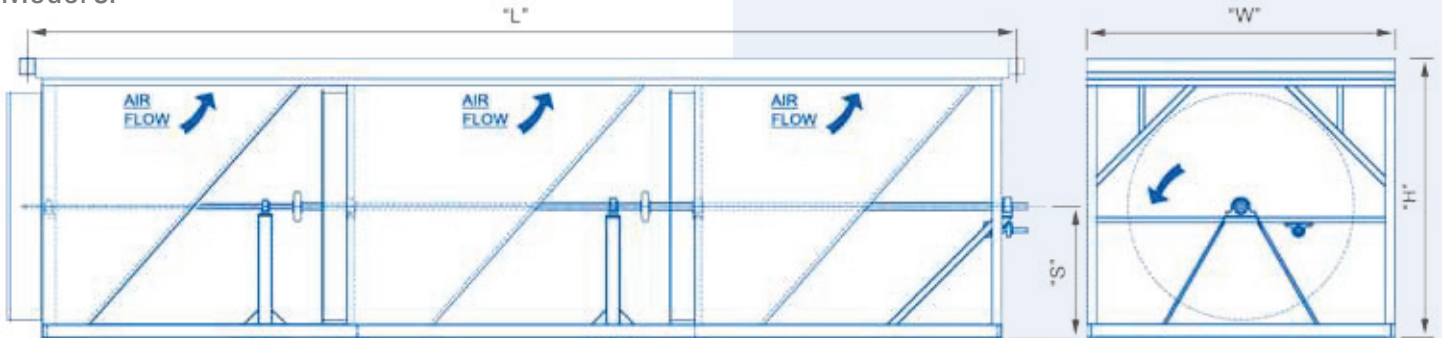
Model F



Model 2F



Model 3F



Optional Features

- Cooler finish per customer specifications, including tint-to-match paint and galvanizing.
- Louvers (manual or automated) downstream of the cooling sections to control air flow for temperature control.
- Auxiliary louvers (manual or automated) located upstream of the cooling sections to provide additional protection in cold weather climates.
- Hailguard over cooling sections, independent or integral with shutters, to protect cooling sections.
- Low noise emission fans.
- Bug screens / lint screens over air intake to minimize external fouling of cooling sections.
- External maintenance walkway or platform.

Model 2F				
Fan Diameter	L	W	H	S
54	99	96	87	38
72	147-171	108-132	114	51
81	171-195	132-144	114	51
84	195	144	114	51
96	243	144	126	57
108	267-291	156-168	138	63
120	291-363	156-192	152	71
132	339-411	168-192	164	77
144	387-483	168-204	176	83

Model 3F _{Fan}				
S	L	W	H	H
72	219-267	108-132	114	51
81	267-291	132-144	114	51
84	267	144	114	51
96	363	144	126	57
108	411-435	156-168	138	63
120	435-531	156-192	152	71
132	531-603	168-192	164	77
144	579-723	168-204	176	83

L = Length. W = Width. H = Height. S = Grade to c/l shaft.
Dimensions shown in inches. For estimation only; dimensions may vary.



Air-X-Changers
Hammco